

Pluma

23,8" Production Monitor 3G SDI | HDR | 450 Nits



23.8" HDR PREMIUM BROADCAST MONITOR

CM238P is a versatile professional Monitor designed to fit any production scenario. Featuring 450 nits bright and ultra-light weight aluminium design, this monitor is the best solution for any broadcasting video application.

The CM238P features 2 x 3G/HD/SD SDI Input connectors and 2 x 3G/HD/SD SDI BNC connectors free configurable as inputs or active loops through. With QUAD Mode, use this capability to display 4 SDI sources at same time. The monitor integrates an HDMI input too, offering maximum flexibility.

With our superior quality 12 bit image processing engine, 8 bit panel, HDR visualization options and 3D LUT color management options the monitor offers accurate reproduction of all standard sources.

The rugged and lightweight aluminium design and wide viewing angles display, makes them easy to integrate, and our energy-efficient board design and LED backlight grant low temperature while working.

QUAD VIEW



* CM185P Monitor

Configurable SDI Connectors

PLUMA Monitors integrate 4 x BNC SDI connectors. Connectors 2 and 4 can be set as Inputs or as Outputs. Select to use them as inputs and display on screen 4 x 3G SDI inputs in QUAD VIEW LAYOUT. With maximum flexibility, quadrant 4 can be configured to display SDI Input 4 or the HDMI source.

Features:

- 2 x 3G/HD/SD-SDI Autosensing inputs & 2 x 3G/HD/SD-SDI free configurable as Input or Outputs
- 1 x HDMI Input
- LED Backlight (reduced power consumption)
- 12 bit video processing engine
- 1920 x 1080 resolution and **Brightness: 450 cd/m²**
- Wide viewing angle
- 3D LUT for color management. Rec709, EBU, SMPTE-C, BT.2020, DCI and custom color spaces.
- Cost-effective **HDR pre-visualization**. Preview modes: **HLG, PQ, SLOG**
- **Quad Mode** visualization
- Brightness, Contrast, Saturation adjustment
- Colour temperature adjustment and Gamma correction
- Blue Only / Monochrome
- Aspect Ratio Selection (4:3, 16:9)
- Markers and safety areas
- ATC Time code (SDI)
- Backlight adjustment
- Stereo Speakers Audio output
- No audio, Silence, No input and Black image on screen alarms
- Real time colour Waveform and Vectorscope
- 16 Channel Audio Level Meters
- 16 characters UMD and video format information
- Tally and UMD, TSL 3.1 and 5.0 compatible
- Quick control: Easy to use double function keyboard with 5 user configurable direct keys and encoder
- Free user friendly control software (SNMP compatible)
- Rugged and lightweight aluminium design

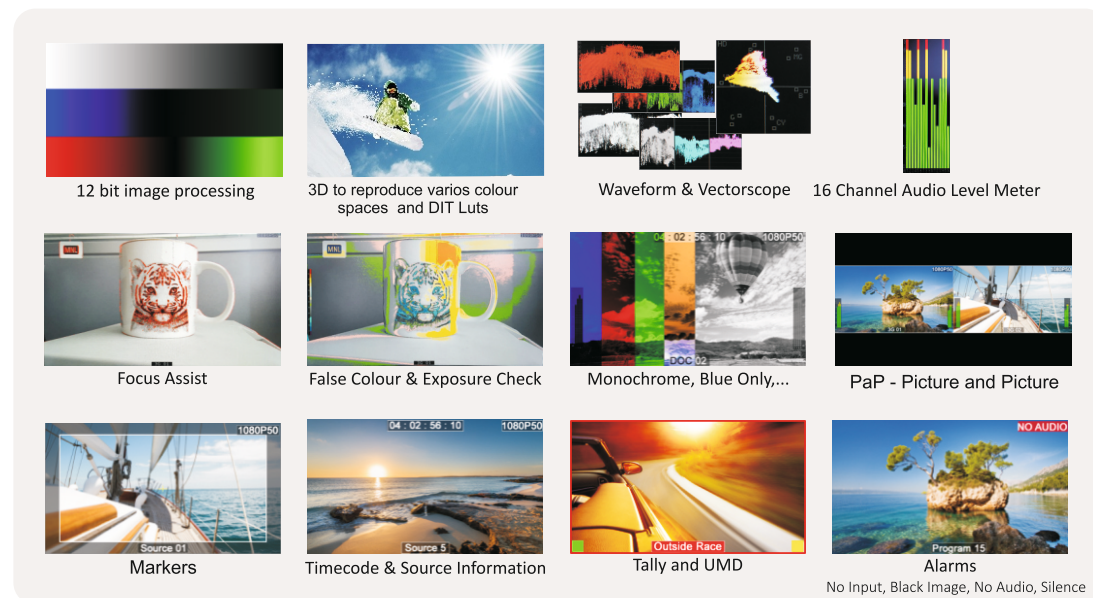
CM238P

3G SDI Professional Monitor build-in Quad Split

ALL THE PROFESSIONAL FEATURES YOU NEED



Pluma monitors have all professional features and adjustments as UMD and Tally, Blue Only, Aspect Ratio Selection, Markers, Real time color Waveform and Vectorscope per input (SDI 1 and SDI2), 16 Channel Audio Level Meters, Alarms, Timecodes, backlight and color temperature adjustment (5600K, 6500K, 9300K, and RGB Gain and Bias adjustment), and more.



Specifications

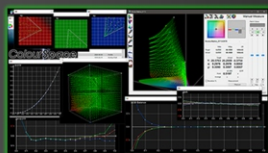
CM238P

Display Size	23.8" LED Backlight (AHVA Technology)
Resolution	1920 X 1080
Viewing angle	178,178
Brightness	450 cd/m ²
Contrast	1000:1
Color Depth	16.7 Million
3G/HD/SD-SDI inputs	2 x BNC Inputs and 2 x BNC Input/Output Configurable
	Supported resolutions: 1080p (60 / 59.84 / 50 / 30 / 29.97 / 25 / 24 / 23.98 / 25sF / 24sF / 23.98sF), 1080i (60 / 59.94 / 50), 720p (60 / 59.94 / 50), 480i (59.94), 576i (50)
HDMI input	1 HDMI (Not HDCP Support)
Audio IN	Embedded Audio. 16 Channels Audio Level Meters
Audio out	Analog Stereo (Phone Jack) and Stereo Speakers
UMD and Tally	On screen tally, and 16 characters UMD
Remote control	Ethernet
Chassis	Aluminium. Black Powder Coat
Dimensions	557 x 366 x 65 mm
Weight	TBD
Power Consumption	TBD
Power supply	12V
Accessories	AC238S Stand

HDR & 3DLUT Display Calibration

HDR Pre-visualization (HLG, PQ, SLOG) and 3D LUT Color Management options for accurate reproduction of all standard sources (Rec709, EBU, SMPTE-C, BT.2020 and DCI) and custom color spaces.


With our tetrahedral LUT interpolation engine of 4.913 points (17x17x17) that offers a higher degree of precision for accurate reproduction.



All monitors are factory calibrated using **LightIllusion's LightSpace CMS**



Ergonomic and Rugged Design



Soft buttons with dual functionality (fixed/configurable) and encoder to easy navigate through the OSD menu. Activate [Fn] Mode and access your favourite adjustments just with a press. Keys LED lights can be turned off if required for dark environments.